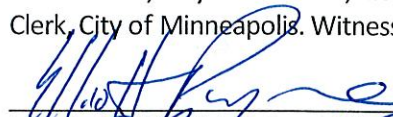





**ORDER BY THE MUNICIPAL CANVASSING BOARD  
CITY OF MINNEAPOLIS**

City of Minneapolis  
County of Hennepin  
State of Minnesota

We, the legally constituted municipal canvassing board of and for the City of Minneapolis, pursuant to the provisions of Minnesota Statutes §205.185, subd. 3, having convened this thirteenth day of November 2023, do hereby certify that we have herein specified the names of the persons receiving the votes and the number of votes received by each office voted upon at the Municipal General Election held Tuesday, November 7, 2023, in the City of Minneapolis. As appears by the returns of the election precincts voting in this election, duly returned to, filed, opened, and canvassed, and now remaining on file in the Office of City Clerk, City of Minneapolis. Witness our official signatures, done this the thirteenth day of November 2023.


  
\_\_\_\_\_  
Member of Municipal Canvassing Board


  
\_\_\_\_\_  
Member of Municipal Canvassing Board


  
\_\_\_\_\_  
Member of Municipal Canvassing Board


  
\_\_\_\_\_  
Member of Municipal Canvassing Board

  
\_\_\_\_\_  
Member of Municipal Canvassing Board

  
\_\_\_\_\_  
Member of Municipal Canvassing Board

  
\_\_\_\_\_  
Member of Municipal Canvassing Board

  
\_\_\_\_\_  
Member of Municipal Canvassing Board

  
\_\_\_\_\_  
Member of Municipal Canvassing Board

\_\_\_\_\_  
Member of Municipal Canvassing Board

\_\_\_\_\_  
Member of Municipal Canvassing Board

\_\_\_\_\_  
Member of Municipal Canvassing Board

\_\_\_\_\_  
Member of Municipal Canvassing Board



ATTEST:  
  
\_\_\_\_\_  
Casey Joe Carl, City Clerk

City of Minneapolis  
Municipal General Election  
November 7, 2023  
Summary of Candidates Elected

<b>Office</b>	<b>Name</b>	<b>Total Votes</b>
Council Ward 1	Elliott Payne	4,017
Council Ward 2	Robin Wonsley	1,381
Council Ward 3	Michael Rainville	3,945
Council Ward 4	LaTrisha M. Vetaw	2,370
Council Ward 5	Jeremiah Bey Ellison	1,665
Council Ward 6	Jamal Osman	2,500
Council Ward 7	Katie Cashman	4,055
Council Ward 8	Andrea Jenkins	3,894
Council Ward 9	Jason Chavez	3,407
Council Ward 10	Aisha Chughtai	3,828
Council Ward 11	Emily Koski	5,259
Council Ward 12	Aurin Chowdhury	6,525
Council Ward 13	Linea Palmisano	6,563

# City of Minneapolis

## Municipal General Election Statistics, November 7, 2023

Registered Voter Turnout: 31.7%

Estimated Citizen Voting Age Population (CVAP)\* Turnout: 24.5%

\*Source: U.S. Census Bureau, 2022 American Community Survey 1-Year Estimate

	Pre-Registered Voters	New or Updated Registrations				Ballots Cast				Turnout
	Pre-Registered Total	Registrations at Polls	% Registering at Polls	Registrations by Absentee	Total Registrations	Votes Cast by Absentee	% Voting by Absentee	Votes Cast at Polls	Total Ballots Cast	Registered Voter Turnout
<b>Citywide Total</b>	<b>244,028</b>	<b>3,856</b>	<b>5.9%</b>	<b>1,078</b>	<b>4,934</b>	<b>13,531</b>	<b>17.1%</b>	<b>65,429</b>	<b>78,960</b>	<b>31.7%</b>
W1-P1	969	6	3.2%	1	7	28	13.0%	187	215	22.0%
W1-P2	899	10	6.0%	2	12	22	11.6%	167	189	20.7%
W1-P3	993	11	8.7%	0	11	13	9.3%	127	140	13.9%
W1-P4	2707	33	7.3%	4	37	50	9.9%	453	503	18.3%
W1-P5	2184	10	2.3%	2	12	80	15.8%	426	506	23.0%
W1-P6	2571	16	2.6%	0	16	99	13.9%	615	714	27.6%
W1-P7	2705	34	5.1%	0	34	103	13.5%	661	764	27.9%
W1-P8	1435	16	6.5%	2	18	27	9.9%	245	272	18.7%
W1-P9	2279	15	4.2%	3	18	71	16.7%	353	424	18.5%
W1-P10	1877	20	5.1%	2	22	57	12.7%	393	450	23.7%
W1-P11	2071	59	23.0%	3	62	67	20.7%	256	323	15.1%
<b>Ward 1</b>	<b>20,690</b>	<b>230</b>	<b>5.9%</b>	<b>19</b>	<b>249</b>	<b>617</b>	<b>13.7%</b>	<b>3,883</b>	<b>4,500</b>	<b>21.5%</b>
W2-P1	1266	35	61.4%	4	39	6	9.5%	57	63	4.8%
W2-P2	809	39	63.9%	3	42	9	12.9%	61	70	8.2%
W2-P3	1432	30	19.0%	1	31	29	15.5%	158	187	12.8%
W2-P4	704	33	71.7%	0	33	0	0.0%	46	46	6.2%
W2-P5	2332	45	9.6%	6	51	83	15.0%	470	553	23.2%
W2-P6	1821	97	56.7%	3	100	8	4.5%	171	179	9.3%
W2-P7	807	61	47.3%	1	62	22	14.6%	129	151	17.4%
W2-P8	1853	17	3.2%	2	19	89	14.4%	528	617	33.0%
W2-P9	699	15	8.8%	2	17	38	18.2%	171	209	29.2%
<b>Ward 2</b>	<b>11,723</b>	<b>372</b>	<b>20.8%</b>	<b>22</b>	<b>394</b>	<b>284</b>	<b>13.7%</b>	<b>1,791</b>	<b>2,075</b>	<b>17.1%</b>

# City of Minneapolis

## Municipal General Election Statistics, November 7, 2023

Registered Voter Turnout: 31.7%

Estimated Citizen Voting Age Population (CVAP)\* Turnout: 24.5%

\*Source: U.S. Census Bureau, 2022 American Community Survey 1-Year Estimate

	Pre-Registered Voters	New or Updated Registrations				Ballots Cast				Turnout
	Pre-Registered Total	Registrations at Polls	% Registering at Polls	Registrations by Absentee	Total Registrations	Votes Cast by Absentee	% Voting by Absentee	Votes Cast at Polls	Total Ballots Cast	Registered Voter Turnout
W3-P1	2095	35	8.8%	0	35	48	10.8%	398	446	20.9%
W3-P2	1927	39	9.7%	10	49	153	27.6%	401	554	28.0%
W3-P3	977	13	5.9%	1	14	64	22.5%	220	284	28.7%
W3-P4	1107	24	12.2%	1	25	33	14.3%	197	230	20.3%
W3-P5	2016	19	7.5%	3	22	72	22.1%	254	326	16.0%
W3-P6	1865	25	8.6%	6	31	141	32.7%	290	431	22.7%
W3-P7	3861	75	10.7%	7	82	414	37.1%	702	1,116	28.3%
W3-P8	1230	33	12.8%	0	33	78	23.3%	257	335	26.5%
W3-P9	1348	42	21.5%	2	44	34	14.8%	195	229	16.5%
W3-P10	2317	47	10.0%	1	48	147	23.8%	471	618	26.1%
W3-P11	2030	29	6.0%	1	30	182	27.3%	485	667	32.4%
W3-P12	1744	28	8.5%	2	30	132	28.5%	331	463	26.1%
<b>Ward 3</b>	<b>22,517</b>	<b>409</b>	<b>9.7%</b>	<b>34</b>	<b>443</b>	<b>1,498</b>	<b>26.3%</b>	<b>4,201</b>	<b>5,699</b>	<b>24.8%</b>
W4-P1	1658	4	1.4%	2	6	25	8.3%	278	303	18.2%
W4-P2	2703	7	1.7%	4	11	49	10.8%	406	455	16.8%
W4-P3	3247	28	3.1%	1	29	106	10.5%	900	1,006	30.7%
W4-P4	1372	18	6.7%	0	18	27	9.2%	267	294	21.2%
W4-P5	1782	21	6.8%	0	21	29	8.6%	307	336	18.6%
W4-P6	1691	6	2.2%	0	6	45	14.0%	277	322	19.0%
W4-P7	2590	20	4.6%	2	22	34	7.3%	431	465	17.8%
W4-P8	1346	15	8.6%	0	15	15	7.9%	174	189	13.9%
W4-P9	216	1	2.0%	0	1	11	18.3%	49	60	27.6%
<b>Ward 4</b>	<b>16,605</b>	<b>120</b>	<b>3.9%</b>	<b>9</b>	<b>129</b>	<b>341</b>	<b>9.9%</b>	<b>3,089</b>	<b>3,430</b>	<b>20.5%</b>
W5-P1	1574	18	7.4%	1	19	57	18.9%	244	301	18.9%
W5-P2	2371	21	5.3%	10	31	88	18.3%	393	481	20.0%
W5-P3	1933	26	8.7%	11	37	47	13.6%	299	346	17.6%
W5-P4	2068	13	2.9%	12	25	97	17.6%	453	550	26.3%
W5-P5	1432	20	5.9%	3	23	58	14.6%	340	398	27.4%
W5-P6	1684	12	3.5%	3	15	56	14.0%	344	400	23.5%
W5-P7	1449	5	3.8%	6	11	64	32.7%	132	196	13.4%
W5-P8	1277	11	5.0%	10	21	56	20.3%	220	276	21.3%
W5-P9	994	15	7.4%	6	21	44	17.9%	202	246	24.2%
<b>Ward 5</b>	<b>14,782</b>	<b>141</b>	<b>5.4%</b>	<b>62</b>	<b>203</b>	<b>567</b>	<b>17.8%</b>	<b>2,627</b>	<b>3,194</b>	<b>21.3%</b>

# City of Minneapolis

## Municipal General Election Statistics, November 7, 2023

Registered Voter Turnout: 31.7%

Estimated Citizen Voting Age Population (CVAP)\* Turnout: 24.5%

\*Source: U.S. Census Bureau, 2022 American Community Survey 1-Year Estimate

	Pre-Registered Voters	New or Updated Registrations				Ballots Cast				Turnout
	Pre-Registered Total	Registrations at Polls	% Registering at Polls	Registrations by Absentee	Total Registrations	Votes Cast by Absentee	% Voting by Absentee	Votes Cast at Polls	Total Ballots Cast	Registered Voter Turnout
W6-P1	1297	24	16.0%	9	33	57	27.5%	150	207	15.6%
W6-P2	2526	41	14.7%	39	80	292	51.2%	278	570	21.9%
W6-P3	2780	38	12.7%	246	284	1,117	78.8%	300	1,417	46.2%
W6-P4	1593	21	9.3%	16	37	126	35.9%	225	351	21.5%
W6-P5	1559	8	7.2%	47	55	262	70.2%	111	373	23.1%
W6-P6	1182	15	8.5%	27	42	152	46.3%	176	328	26.8%
W6-P7	1766	17	10.2%	80	97	441	72.7%	166	607	32.6%
W6-P8	898	25	9.8%	17	42	144	36.1%	255	399	42.4%
W6-P9	2043	22	5.9%	115	137	562	60.2%	372	934	42.8%
<b>Ward 6</b>	<b>15,644</b>	<b>211</b>	<b>10.4%</b>	<b>596</b>	<b>807</b>	<b>3,153</b>	<b>60.8%</b>	<b>2,033</b>	<b>5,186</b>	<b>31.5%</b>
W7-P1	1050	17	3.3%	2	19	72	12.3%	513	585	54.7%
W7-P2	1560	20	2.7%	1	21	128	14.8%	734	862	54.5%
W7-P3	2315	72	8.4%	7	79	213	19.8%	861	1,074	44.9%
W7-P4	2618	48	5.9%	8	56	215	20.9%	814	1,029	38.5%
W7-P5	2076	36	7.0%	6	42	87	14.4%	516	603	28.5%
W7-P6	1509	38	15.5%	3	41	56	18.6%	245	301	19.4%
W7-P7	1119	12	2.4%	4	16	89	15.1%	502	591	52.1%
W7-P8	3589	57	7.1%	12	69	374	31.9%	800	1,174	32.1%
W7-P9	2090	72	8.5%	9	81	213	20.1%	846	1,059	48.8%
W7-P10	674	22	12.2%	2	24	22	10.8%	181	203	29.1%
W7-P11	658	17	16.2%	1	18	20	16.0%	105	125	18.5%
W7-P12	1529	47	13.3%	2	49	38	9.7%	354	392	24.8%
<b>Ward 7</b>	<b>20,787</b>	<b>458</b>	<b>7.1%</b>	<b>57</b>	<b>515</b>	<b>1,527</b>	<b>19.1%</b>	<b>6,471</b>	<b>7,998</b>	<b>37.5%</b>
W8-P1	1348	30	9.8%	12	42	69	18.4%	306	375	27.0%
W8-P2	2541	93	9.6%	3	96	121	11.2%	964	1,085	41.1%
W8-P3	2314	51	4.9%	5	56	97	8.5%	1,049	1,146	48.4%
W8-P4	3024	36	2.5%	1	37	144	9.0%	1,450	1,594	52.1%
W8-P5	1208	23	9.6%	0	23	22	8.4%	240	262	21.3%
W8-P6	749	23	9.7%	0	23	19	7.4%	238	257	33.3%
W8-P7	1792	22	3.2%	1	23	73	9.6%	686	759	41.8%
W8-P8	1808	25	3.5%	1	26	81	10.3%	707	788	43.0%
W8-P9	1091	7	1.5%	0	7	64	12.3%	457	521	47.4%
W8-P10	1334	11	1.9%	0	11	65	10.3%	567	632	47.0%
W8-P11	1433	19	3.2%	1	20	58	8.9%	591	649	44.7%
<b>Ward 8</b>	<b>18,642</b>	<b>340</b>	<b>4.7%</b>	<b>24</b>	<b>364</b>	<b>813</b>	<b>10.1%</b>	<b>7,255</b>	<b>8,068</b>	<b>42.4%</b>

# City of Minneapolis

## Municipal General Election Statistics, November 7, 2023

Registered Voter Turnout: 31.7%

Estimated Citizen Voting Age Population (CVAP)\* Turnout: 24.5%

\*Source: U.S. Census Bureau, 2022 American Community Survey 1-Year Estimate

	Pre-Registered Voters	New or Updated Registrations				Ballots Cast				Turnout
	Pre-Registered Total	Registrations at Polls	% Registering at Polls	Registrations by Absentee	Total Registrations	Votes Cast by Absentee	% Voting by Absentee	Votes Cast at Polls	Total Ballots Cast	Registered Voter Turnout
W9-P1	572	16	11.9%	0	16	10	6.9%	134	144	24.5%
W9-P2	2588	60	7.3%	3	63	80	8.8%	826	906	34.2%
W9-P3	1846	14	4.7%	5	19	34	10.3%	296	330	17.7%
W9-P4	1425	16	8.0%	6	22	33	14.2%	199	232	16.0%
W9-P5	973	12	4.4%	1	13	19	6.5%	273	292	29.6%
W9-P6	2329	35	5.1%	4	39	59	7.9%	692	751	31.7%
W9-P7	1222	19	4.7%	0	19	40	9.0%	405	445	35.9%
W9-P8	1650	25	5.1%	2	27	63	11.5%	486	549	32.7%
W9-P9	1840	14	2.2%	2	16	49	7.2%	629	678	36.5%
<b>Ward 9</b>	<b>14,445</b>	<b>211</b>	<b>5.4%</b>	<b>23</b>	<b>234</b>	<b>387</b>	<b>8.9%</b>	<b>3,940</b>	<b>4,327</b>	<b>29.5%</b>
W10-P1	3072	170	16.1%	6	176	130	11.0%	1,054	1,184	36.5%
W10-P2	1933	75	19.1%	7	82	55	12.3%	393	448	22.2%
W10-P3	2164	45	5.7%	6	51	100	11.3%	787	887	40.0%
W10-P4	1753	78	13.4%	6	84	67	10.3%	584	651	35.4%
W10-P5	2011	76	9.9%	2	78	75	8.9%	771	846	40.5%
W10-P6	2142	85	14.3%	14	99	98	14.1%	596	694	31.0%
W10-P7	1583	57	15.0%	25	82	113	22.9%	380	493	29.6%
W10-P8	1345	30	13.2%	67	97	240	51.4%	227	467	32.4%
W10-P9	2238	74	14.5%	28	102	137	21.2%	509	646	27.6%
<b>Ward 10</b>	<b>18,241</b>	<b>690</b>	<b>13.0%</b>	<b>161</b>	<b>851</b>	<b>1,015</b>	<b>16.1%</b>	<b>5,301</b>	<b>6,316</b>	<b>33.1%</b>
W11-P1	1685	8	1.5%	1	9	59	9.8%	544	603	35.6%
W11-P2	2278	11	2.0%	14	25	123	18.2%	554	677	29.4%
W11-P3	2146	8	2.3%	0	8	31	8.1%	354	385	17.9%
W11-P4	1494	5	1.1%	0	5	50	9.6%	473	523	34.9%
W11-P5	1664	5	1.3%	0	5	40	9.1%	398	438	26.2%
W11-P6	1444	11	2.8%	1	12	43	9.7%	399	442	30.4%
W11-P7	1598	13	2.5%	0	13	56	9.9%	511	567	35.2%
W11-P8	2443	17	2.5%	0	17	80	10.6%	674	754	30.7%
W11-P9	1797	13	2.8%	0	13	34	6.7%	471	505	27.9%
W11-P10	1475	6	1.4%	0	6	35	7.5%	429	464	31.3%
W11-P11	1175	3	1.2%	0	3	19	7.2%	246	265	22.5%
W11-P12	1903	8	2.6%	0	8	40	11.5%	309	349	18.3%
<b>Ward 11</b>	<b>21,102</b>	<b>108</b>	<b>2.0%</b>	<b>16</b>	<b>124</b>	<b>610</b>	<b>10.2%</b>	<b>5,362</b>	<b>5,972</b>	<b>28.1%</b>

**City of Minneapolis**  
**Municipal General Election Statistics, November 7, 2023**

Registered Voter Turnout: 31.7%

Estimated Citizen Voting Age Population (CVAP)\* Turnout: 24.5%

\*Source: U.S. Census Bureau, 2022 American Community Survey 1-Year Estimate

	Pre-Registered Voters	New or Updated Registrations				Ballots Cast				Turnout
	Pre-Registered Total	Registrations at Polls	% Registering at Polls	Registrations by Absentee	Total Registrations	Votes Cast by Absentee	% Voting by Absentee	Votes Cast at Polls	Total Ballots Cast	Registered Voter Turnout
W12-P1	2667	44	3.5%	2	46	275	18.0%	1,257	1,532	56.5%
W12-P2	2173	39	3.5%	3	42	155	12.2%	1,115	1,270	57.3%
W12-P3	1584	26	3.9%	1	27	90	12.0%	660	750	46.6%
W12-P4	2391	22	2.4%	12	34	179	16.2%	929	1,108	45.7%
W12-P5	1419	20	3.5%	0	20	62	9.8%	571	633	44.0%
W12-P6	2399	34	3.2%	4	38	152	12.6%	1,053	1,205	49.4%
W12-P7	2751	35	2.7%	3	38	158	11.0%	1,279	1,437	51.5%
W12-P8	1859	15	1.6%	1	16	105	10.2%	921	1,026	54.7%
W12-P9	1574	27	4.3%	4	31	103	14.2%	622	725	45.2%
W12-P10	2261	29	3.0%	9	38	168	14.7%	975	1,143	49.7%
W12-P11	2638	27	2.9%	1	28	99	9.7%	926	1,025	38.4%
W12-P12	1054	6	2.1%	0	6	24	7.7%	289	313	29.5%
<b>Ward 12</b>	<b>24,770</b>	<b>324</b>	<b>3.1%</b>	<b>40</b>	<b>364</b>	<b>1,570</b>	<b>12.9%</b>	<b>10,597</b>	<b>12,167</b>	<b>48.4%</b>
W13-P1	2063	24	3.1%	1	25	91	10.4%	784	875	41.9%
W13-P2	1577	8	1.3%	3	11	88	12.8%	598	686	43.2%
W13-P3	1798	37	6.4%	0	37	80	12.1%	581	661	36.0%
W13-P4	1678	17	2.7%	1	18	98	13.3%	637	735	43.3%
W13-P5	1853	14	2.4%	0	14	79	11.7%	595	674	36.1%
W13-P6	1166	9	2.1%	0	9	55	11.2%	434	489	41.6%
W13-P7	2721	19	2.1%	0	19	111	11.1%	889	1,000	36.5%
W13-P8	2101	19	3.0%	0	19	76	10.8%	629	705	33.3%
W13-P9	1755	15	2.2%	0	15	64	8.5%	686	750	42.4%
W13-P10	2197	21	2.3%	2	23	101	10.0%	912	1,013	45.6%
W13-P11	2678	18	1.6%	1	19	165	12.7%	1,134	1,299	48.2%
W13-P12	1131	12	2.5%	2	14	57	10.8%	473	530	46.3%
W13-P13	1362	29	5.5%	5	34	84	13.7%	527	611	43.8%
<b>Ward 13</b>	<b>24,080</b>	<b>242</b>	<b>2.7%</b>	<b>15</b>	<b>257</b>	<b>1,149</b>	<b>11.5%</b>	<b>8,879</b>	<b>10,028</b>	<b>41.2%</b>



# City of Minneapolis

## Municipal General Election Statistics, November 7, 2023

Registered Voter Turnout: 31.7%

Estimated Citizen Voting Age Population (CVAP)\* Turnout: 24.5%

\*Source: U.S. Census Bureau, 2022 American Community Survey 1-Year Estimate

	Pre-Registered Voters	New or Updated Registrations				Ballots Cast				Turnout
	Pre-Registered Total	Registrations at Polls	% Registering at Polls	Registrations by Absentee	Total Registrations	Votes Cast by Absentee	% Voting by Absentee	Votes Cast at Polls	Total Ballots Cast	Registered Voter Turnout
<b>Ward 1</b>	20,690	230	5.9%	19	249	617	13.7%	3,883	4,500	21.5%
<b>Ward 2</b>	11,723	372	20.8%	22	394	284	13.7%	1,791	2,075	17.1%
<b>Ward 3</b>	22,517	409	9.7%	34	443	1,498	26.3%	4,201	5,699	24.8%
<b>Ward 4</b>	16,605	120	3.9%	9	129	341	9.9%	3,089	3,430	20.5%
<b>Ward 5</b>	14,782	141	5.4%	62	203	567	17.8%	2,627	3,194	21.3%
<b>Ward 6</b>	15,644	211	10.4%	596	807	3,153	60.8%	2,033	5,186	31.5%
<b>Ward 7</b>	20,787	458	7.1%	57	515	1,527	19.1%	6,471	7,998	37.5%
<b>Ward 8</b>	18,642	340	4.7%	24	364	813	10.1%	7,255	8,068	42.4%
<b>Ward 9</b>	14,445	211	5.4%	23	234	387	8.9%	3,940	4,327	29.5%
<b>Ward 10</b>	18,241	690	13.0%	161	851	1,015	16.1%	5,301	6,316	33.1%
<b>Ward 11</b>	21,102	108	2.0%	16	124	610	10.2%	5,362	5,972	28.1%
<b>Ward 12</b>	24,770	324	3.1%	40	364	1,570	12.9%	10,597	12,167	48.4%
<b>Ward 13</b>	24,080	242	2.7%	15	257	1,149	11.5%	8,879	10,028	41.2%
<b>Citywide Total</b>	<b>244,028</b>	<b>3,856</b>	<b>5.9%</b>	<b>1,078</b>	<b>4,934</b>	<b>13,531</b>	<b>17.1%</b>	<b>65,429</b>	<b>78,960</b>	<b>31.7%</b>

Absentee Statistics	# Served	% of Total
In Person	8,969	66.3%
Mail	4,173	30.8%
(a) HCF	302	2.2%
(b) Hennepin County	14	0.1%
(c) UOCAVA	17	0.1%
(d) Agent Delivery	56	0.4%
(e) Federal/ Presidential	-	0.0%
<b>GRAND TOTAL</b>	<b>13,531</b>	



Abstract of Votes Cast  
In the Precincts of the City of Minneapolis  
State of Minnesota  
at the Municipal and School District General  
Held Tuesday, November 7, 2023

as compiled from the official returns.

Summary of Totals  
City of Minneapolis  
Tuesday, November 7, 2023 Municipal and School District General

Number of persons registered as of 7 a.m.	244028
Number of persons registered on Election Day	4934
Number of accepted regular, military, and overseas absentee ballots and mail ballots	13531
Number of federal office only absentee ballots	0
Number of presidential absentee ballots	0
Total number of persons voting	78960

Summary of Totals  
City of Minneapolis  
Tuesday, November 7, 2023 Municipal and School District General

**KEY TO PARTY ABBREVIATIONS**

NP - Nonpartisan

Council Member Ward 1 First Choice (Minneapolis)

N P	N P	WI
Elliott Payne	Edwin B. Fruit	WRITE-IN
4017	328	133

Council Member Ward 1 Second Choice (Minneapolis)

N P	N P	WI
Elliott Payne	Edwin B. Fruit	WRITE-IN
671	937	255

Council Member Ward 1 Third Choice (Minneapolis)

N P	N P	WI
Elliott Payne	Edwin B. Fruit	WRITE-IN
451	147	268

Council Member Ward 2 First Choice (Minneapolis)

N P	WI
Robin Wonsley	WRITE-IN
1381	661

Council Member Ward 2 Second Choice (Minneapolis)

N P	WI
Robin Wonsley	WRITE-IN
409	299

Council Member Ward 2 Third Choice (Minneapolis)

N P	WI
Robin Wonsley	WRITE-IN
358	231

Council Member Ward 3 First Choice (Minneapolis)

N P	N P	WI
Marcus Mills	Michael Rainville	WRITE-IN
1665	3945	70

Council Member Ward 3 Second Choice (Minneapolis)

N P	N P	WI
Marcus Mills	Michael Rainville	WRITE-IN
1045	1168	248

Council Member Ward 3 Third Choice (Minneapolis)

N P	N P	WI
Marcus Mills	Michael Rainville	WRITE-IN
202	508	254

Council Member Ward 4 First Choice (Minneapolis)

N P	N P	N P	N P	WI
Leslie Davis	Angela Williams	Marvina Haynes	LaTrisha M. Vetaw	WRITE-IN
39	328	640	2370	40

Council Member Ward 4 Second Choice (Minneapolis)

N P	N P	N P	N P	WI
Leslie Davis	Angela Williams	Marvina Haynes	LaTrisha M. Vetaw	WRITE-IN
144	212	1314	673	75

Council Member Ward 4 Third Choice (Minneapolis)

N P	N P	N P	N P	WI
Leslie Davis	Angela Williams	Marvina Haynes	LaTrisha M. Vetaw	WRITE-IN
259	273	206	257	170

Council Member Ward 5 First Choice (Minneapolis)

N P Victor Martinez 1296	N P Jeremiah Bey Ellison 1665	N P Phillip "OMac" Peterson 112	WI WRITE-IN 96
--------------------------------	-------------------------------------	---------------------------------------	----------------------

Council Member Ward 5 Second Choice (Minneapolis)

N P Victor Martinez 616	N P Jeremiah Bey Ellison 455	N P Phillip "OMac" Peterson 888	WI WRITE-IN 137
-------------------------------	------------------------------------	---------------------------------------	-----------------------

Council Member Ward 5 Third Choice (Minneapolis)

N P Victor Martinez 455	N P Jeremiah Bey Ellison 354	N P Phillip "OMac" Peterson 492	WI WRITE-IN 181
-------------------------------	------------------------------------	---------------------------------------	-----------------------

Council Member Ward 6 First Choice (Minneapolis)

N P Kayseh Magan 1549	N P Guy T Gaskin 174	N P Jamal Osman 2296	N P Tiger Worku 1120	WI WRITE-IN 9
-----------------------------	----------------------------	----------------------------	----------------------------	---------------------

Council Member Ward 6 Second Choice (Minneapolis)

N P Kayseh Magan 533	N P Guy T Gaskin 127	N P Jamal Osman 873	N P Tiger Worku 563	WI WRITE-IN 35
----------------------------	----------------------------	---------------------------	---------------------------	----------------------

Council Member Ward 6 Third Choice (Minneapolis)

N P Kayseh Magan 373	N P Guy T Gaskin 121	N P Jamal Osman 500	N P Tiger Worku 428	WI WRITE-IN 63
----------------------------	----------------------------	---------------------------	---------------------------	----------------------

Council Member Ward 7 First Choice (Minneapolis)

N P Katie Cashman 3864	N P Scott Graham 3803	N P Kenneth C. Foxworth 289	WI WRITE-IN 23
------------------------------	-----------------------------	-----------------------------------	----------------------

Council Member Ward 7 Second Choice (Minneapolis)

N P Katie Cashman 1723	N P Scott Graham 1676	N P Kenneth C. Foxworth 1820	WI WRITE-IN 115
------------------------------	-----------------------------	------------------------------------	-----------------------

Council Member Ward 7 Third Choice (Minneapolis)

N P Katie Cashman 491	N P Scott Graham 975	N P Kenneth C. Foxworth 1732	WI WRITE-IN 213
-----------------------------	----------------------------	------------------------------------	-----------------------

Council Member Ward 8 First Choice (Minneapolis)

N P  
Terry White  
543

N P  
Bob Sullentrop  
414

N P  
Andrea Jenkins  
3487

N P  
Soren Stevenson  
3590

WI  
WRITE-IN  
9

Council Member Ward 8 Second Choice (Minneapolis)

N P  
Terry White  
1790

N P  
Bob Sullentrop  
314

N P  
Andrea Jenkins  
2466

N P  
Soren Stevenson  
1686

WI  
WRITE-IN  
81

Council Member Ward 8 Third Choice (Minneapolis)

N P  
Terry White  
2243

N P  
Bob Sullentrop  
355

N P  
Andrea Jenkins  
895

N P  
Soren Stevenson  
723

WI  
WRITE-IN  
154

Council Member Ward 9 First Choice (Minneapolis)

N P  
Jason Chavez  
3407

N P  
Daniel Orban  
881

WI  
WRITE-IN  
28

Council Member Ward 9 Second Choice (Minneapolis)

N P  
Jason Chavez  
649

N P  
Daniel Orban  
709

WI  
WRITE-IN  
290

Council Member Ward 9 Third Choice (Minneapolis)

N P  
Jason Chavez  
416

N P  
Daniel Orban  
195

WI  
WRITE-IN  
217

Council Member Ward 10 First Choice (Minneapolis)

N P  
Nasri Warsame  
638

N P  
Aisha Chughtai  
3828

N P  
Greg Kline  
105

N P  
Bruce Dachis  
1713

WI  
WRITE-IN  
18

Council Member Ward 10 Second Choice (Minneapolis)

N P  
Nasri Warsame  
1627

N P  
Aisha Chughtai  
544

N P  
Greg Kline  
391

N P  
Bruce Dachis  
999

WI  
WRITE-IN  
161

Council Member Ward 10 Third Choice (Minneapolis)

N P  
Nasri Warsame  
749

N P  
Aisha Chughtai  
273

N P  
Greg Kline  
323

N P  
Bruce Dachis  
779

WI  
WRITE-IN  
221

Council Member Ward 11 First Choice (Minneapolis)

N P Emily Koski 5259	N P Gabrielle M. Prosser 460	WI WRITE-IN 233
----------------------------	------------------------------------	-----------------------

Council Member Ward 11 Second Choice (Minneapolis)

N P Emily Koski 931	N P Gabrielle M. Prosser 981	WI WRITE-IN 346
---------------------------	------------------------------------	-----------------------

Council Member Ward 11 Third Choice (Minneapolis)

N P Emily Koski 623	N P Gabrielle M. Prosser 148	WI WRITE-IN 299
---------------------------	------------------------------------	-----------------------

Council Member Ward 12 First Choice (Minneapolis)

N P Aurin Chowdhury 6525	N P Luther Ranheim 4431	N P Nancy Ford 1161	WI WRITE-IN 22
--------------------------------	-------------------------------	---------------------------	----------------------

Council Member Ward 12 Second Choice (Minneapolis)

N P Aurin Chowdhury 1465	N P Luther Ranheim 3053	N P Nancy Ford 4324	WI WRITE-IN 183
--------------------------------	-------------------------------	---------------------------	-----------------------

Council Member Ward 12 Third Choice (Minneapolis)

N P Aurin Chowdhury 1309	N P Luther Ranheim 1486	N P Nancy Ford 2207	WI WRITE-IN 396
--------------------------------	-------------------------------	---------------------------	-----------------------

Council Member Ward 13 First Choice (Minneapolis)

N P Linea Palmisano 6563	N P Kate Mortenson 2387	N P Bob "Again" Carney Jr. 224	N P Zach Metzger 771	WI WRITE-IN 69
--------------------------------	-------------------------------	--------------------------------------	----------------------------	----------------------

Council Member Ward 13 Second Choice (Minneapolis)

N P Linea Palmisano 1913	N P Kate Mortenson 3505	N P Bob "Again" Carney Jr. 451	N P Zach Metzger 1382	WI WRITE-IN 108
--------------------------------	-------------------------------	--------------------------------------	-----------------------------	-----------------------

Council Member Ward 13 Third Choice (Minneapolis)

N P Linea Palmisano 721	N P Kate Mortenson 1023	N P Bob "Again" Carney Jr. 439	N P Zach Metzger 2269	WI WRITE-IN 203
-------------------------------	-------------------------------	--------------------------------------	-----------------------------	-----------------------

Detail of Election Results  
City of Minneapolis  
Tuesday, November 7, 2023 Municipal and School District General

Precinct	Persons Registered as of 7 A.M.	Persons Registered on Election Day	Total Number of Persons Voting
27 1360 : MINNEAPOLIS W-1 P-01	969	7	215
27 1365 : MINNEAPOLIS W-1 P-02	899	12	189
27 1370 : MINNEAPOLIS W-1 P-03	993	11	140
27 1375 : MINNEAPOLIS W-1 P-04	2707	37	503
27 1380 : MINNEAPOLIS W-1 P-05	2184	12	506
27 1385 : MINNEAPOLIS W-1 P-06	2571	16	714
27 1390 : MINNEAPOLIS W-1 P-07	2705	34	764
27 1395 : MINNEAPOLIS W-1 P-08	1435	18	272
27 1400 : MINNEAPOLIS W-1 P-09	2279	18	424
27 1405 : MINNEAPOLIS W-1 P-10	1877	22	450
27 1410 : MINNEAPOLIS W-1 P-11	2071	62	323
27 1415 : MINNEAPOLIS W-2 P-01	1266	39	63
27 1420 : MINNEAPOLIS W-2 P-02	809	42	70
27 1425 : MINNEAPOLIS W-2 P-03	1432	31	187
27 1430 : MINNEAPOLIS W-2 P-04	704	33	46
27 1435 : MINNEAPOLIS W-2 P-05	2332	51	553
27 1440 : MINNEAPOLIS W-2 P-06	1821	100	179
27 1445 : MINNEAPOLIS W-2 P-07	807	62	151
27 1450 : MINNEAPOLIS W-2 P-08	1853	19	617
27 1455 : MINNEAPOLIS W-2 P-09	699	17	209
27 1460 : MINNEAPOLIS W-3 P-01	2095	35	446
27 1465 : MINNEAPOLIS W-3 P-02	1927	49	554
27 1470 : MINNEAPOLIS W-3 P-03	977	14	284
27 1475 : MINNEAPOLIS W-3 P-04	1107	25	230
27 1480 : MINNEAPOLIS W-3 P-05	2016	22	326
27 1485 : MINNEAPOLIS W-3 P-06	1865	31	431
27 1490 : MINNEAPOLIS W-3 P-07	3861	82	1116



Detail of Election Results  
City of Minneapolis  
Tuesday, November 7, 2023 Municipal and School District General

Precinct	Persons Registered as of 7 A.M.	Persons Registered on Election Day	Total Number of Persons Voting
27 1495 : MINNEAPOLIS W-3 P-08	1230	33	335
27 1500 : MINNEAPOLIS W-3 P-09	1348	44	229
27 1505 : MINNEAPOLIS W-3 P-10	2317	48	618
27 1510 : MINNEAPOLIS W-3 P-11	2030	30	667
27 1515 : MINNEAPOLIS W-3 P-12	1744	30	463
27 1520 : MINNEAPOLIS W-4 P-01	1658	6	303
27 1525 : MINNEAPOLIS W-4 P-02	2703	11	455
27 1530 : MINNEAPOLIS W-4 P-03	3247	29	1006
27 1535 : MINNEAPOLIS W-4 P-04	1372	18	294
27 1540 : MINNEAPOLIS W-4 P-05	1782	21	336
27 1545 : MINNEAPOLIS W-4 P-06	1691	6	322
27 1550 : MINNEAPOLIS W-4 P-07	2590	22	465
27 1555 : MINNEAPOLIS W-4 P-08	1346	15	189
27 1560 : MINNEAPOLIS W-4 P-09	216	1	60
27 1565 : MINNEAPOLIS W-5 P-01	1574	19	301
27 1570 : MINNEAPOLIS W-5 P-02	2371	31	481
27 1575 : MINNEAPOLIS W-5 P-03	1933	37	346
27 1580 : MINNEAPOLIS W-5 P-04	2068	25	550
27 1585 : MINNEAPOLIS W-5 P-05	1432	23	398
27 1590 : MINNEAPOLIS W-5 P-06	1684	15	400
27 1595 : MINNEAPOLIS W-5 P-07	1449	11	196
27 1600 : MINNEAPOLIS W-5 P-08	1277	21	276
27 1605 : MINNEAPOLIS W-5 P-09	994	21	246
27 1610 : MINNEAPOLIS W-6 P-01	1297	33	207
27 1615 : MINNEAPOLIS W-6 P-02	2526	80	570
27 1620 : MINNEAPOLIS W-6 P-03	2780	284	1417
27 1625 : MINNEAPOLIS W-6 P-04	1593	37	351
27 1630 : MINNEAPOLIS W-6 P-05	1559	55	373
27 1635 : MINNEAPOLIS W-6 P-06	1182	42	328

Detail of Election Results  
City of Minneapolis  
Tuesday, November 7, 2023 Municipal and School District General

Precinct	Persons Registered as of 7 A.M.	Persons Registered on Election Day	Total Number of Persons Voting
27 1640 : MINNEAPOLIS W-6 P-07	1766	97	607
27 1645 : MINNEAPOLIS W-6 P-08	898	42	399
27 1650 : MINNEAPOLIS W-6 P-09	2043	137	934
27 1655 : MINNEAPOLIS W-7 P-01	1050	19	585
27 1660 : MINNEAPOLIS W-7 P-02	1560	21	862
27 1665 : MINNEAPOLIS W-7 P-03	2315	79	1074
27 1670 : MINNEAPOLIS W-7 P-04	2618	56	1029
27 1675 : MINNEAPOLIS W-7 P-05	2076	42	603
27 1680 : MINNEAPOLIS W-7 P-06	1509	41	301
27 1685 : MINNEAPOLIS W-7 P-07	1119	16	591
27 1690 : MINNEAPOLIS W-7 P-08	3589	69	1174
27 1695 : MINNEAPOLIS W-7 P-09	2090	81	1059
27 1700 : MINNEAPOLIS W-7 P-10	674	24	203
27 1705 : MINNEAPOLIS W-7 P-11	658	18	125
27 1710 : MINNEAPOLIS W-7 P-12	1529	49	392
27 1715 : MINNEAPOLIS W-8 P-01	1348	42	375
27 1720 : MINNEAPOLIS W-8 P-02	2541	96	1085
27 1725 : MINNEAPOLIS W-8 P-03	2314	56	1146
27 1730 : MINNEAPOLIS W-8 P-04	3024	37	1594
27 1735 : MINNEAPOLIS W-8 P-05	1208	23	262
27 1740 : MINNEAPOLIS W-8 P-06	749	23	257
27 1745 : MINNEAPOLIS W-8 P-07	1792	23	759
27 1750 : MINNEAPOLIS W-8 P-08	1808	26	788
27 1755 : MINNEAPOLIS W-8 P-09	1091	7	521
27 1760 : MINNEAPOLIS W-8 P-10	1334	11	632
27 1765 : MINNEAPOLIS W-8 P-11	1433	20	649
27 1770 : MINNEAPOLIS W-9 P-01	572	16	144
27 1775 : MINNEAPOLIS W-9 P-02	2588	63	906
27 1780 : MINNEAPOLIS W-9 P-03	1846	19	330

Detail of Election Results  
City of Minneapolis  
Tuesday, November 7, 2023 Municipal and School District General

Precinct	Persons Registered as of 7 A.M.	Persons Registered on Election Day	Total Number of Persons Voting
27 1785 : MINNEAPOLIS W-9 P-04	1425	22	232
27 1790 : MINNEAPOLIS W-9 P-05	973	13	292
27 1795 : MINNEAPOLIS W-9 P-06	2329	39	751
27 1800 : MINNEAPOLIS W-9 P-07	1222	19	445
27 1805 : MINNEAPOLIS W-9 P-08	1650	27	549
27 1810 : MINNEAPOLIS W-9 P-09	1840	16	678
27 1815 : MINNEAPOLIS W-10 P-01	3072	176	1184
27 1820 : MINNEAPOLIS W-10 P-02	1933	82	448
27 1825 : MINNEAPOLIS W-10 P-03	2164	51	887
27 1830 : MINNEAPOLIS W-10 P-04	1753	84	651
27 1835 : MINNEAPOLIS W-10 P-05	2011	78	846
27 1840 : MINNEAPOLIS W-10 P-06	2142	99	694
27 1845 : MINNEAPOLIS W-10 P-07	1583	82	493
27 1850 : MINNEAPOLIS W-10 P-08	1345	97	467
27 1855 : MINNEAPOLIS W-10 P-09	2238	102	646
27 1860 : MINNEAPOLIS W-11 P-01	1685	9	603
27 1865 : MINNEAPOLIS W-11 P-02	2278	25	677
27 1870 : MINNEAPOLIS W-11 P-03	2146	8	385
27 1875 : MINNEAPOLIS W-11 P-04	1494	5	523
27 1880 : MINNEAPOLIS W-11 P-05	1664	5	438
27 1885 : MINNEAPOLIS W-11 P-06	1444	12	442
27 1890 : MINNEAPOLIS W-11 P-07	1598	13	567
27 1895 : MINNEAPOLIS W-11 P-08	2443	17	754
27 1900 : MINNEAPOLIS W-11 P-09	1797	13	505
27 1905 : MINNEAPOLIS W-11 P-10	1475	6	464
27 1910 : MINNEAPOLIS W-11 P-11	1175	3	265
27 1915 : MINNEAPOLIS W-11 P-12	1903	8	349
27 1920 : MINNEAPOLIS W-12 P-01	2667	46	1532
27 1925 : MINNEAPOLIS W-12 P-02	2173	42	1270

Detail of Election Results  
City of Minneapolis  
Tuesday, November 7, 2023 Municipal and School District General

Precinct	Persons Registered as of 7 A.M.	Persons Registered on Election Day	Total Number of Persons Voting
27 1930 : MINNEAPOLIS W-12 P-03	1584	27	750
27 1935 : MINNEAPOLIS W-12 P-04	2391	34	1108
27 1940 : MINNEAPOLIS W-12 P-05	1419	20	633
27 1945 : MINNEAPOLIS W-12 P-06	2399	38	1205
27 1950 : MINNEAPOLIS W-12 P-07	2751	38	1437
27 1955 : MINNEAPOLIS W-12 P-08	1859	16	1026
27 1960 : MINNEAPOLIS W-12 P-09	1574	31	725
27 1965 : MINNEAPOLIS W-12 P-10	2261	38	1143
27 1970 : MINNEAPOLIS W-12 P-11	2638	28	1025
27 1975 : MINNEAPOLIS W-12 P-12	1054	6	313
27 1980 : MINNEAPOLIS W-13 P-01	2063	25	875
27 1985 : MINNEAPOLIS W-13 P-02	1577	11	686
27 1990 : MINNEAPOLIS W-13 P-03	1798	37	661
27 1995 : MINNEAPOLIS W-13 P-04	1678	18	735
27 2000 : MINNEAPOLIS W-13 P-05	1853	14	674
27 2005 : MINNEAPOLIS W-13 P-06	1166	9	489
27 2010 : MINNEAPOLIS W-13 P-07	2721	19	1000
27 2015 : MINNEAPOLIS W-13 P-08	2101	19	705
27 2020 : MINNEAPOLIS W-13 P-09	1755	15	750
27 2025 : MINNEAPOLIS W-13 P-10	2197	23	1013
27 2030 : MINNEAPOLIS W-13 P-11	2678	19	1299
27 2035 : MINNEAPOLIS W-13 P-12	1131	14	530
27 2040 : MINNEAPOLIS W-13 P-13	1362	34	611
City of Minneapolis Total:	244028	4934	78960

Detail of Election Results  
 City of Minneapolis  
 Tuesday, November 7, 2023 Municipal and School District General

Office Title: Council Member Ward 1 First Choice (Minneapolis)

Precinct	N P Elliott Payne	N P Edwin B. Fruit	WI WRITE-IN
27 1360 : MINNEAPOLIS W-1 P-01	199	11	4
27 1365 : MINNEAPOLIS W-1 P-02	176	10	3
27 1370 : MINNEAPOLIS W-1 P-03	121	15	4
27 1375 : MINNEAPOLIS W-1 P-04	436	50	14
27 1380 : MINNEAPOLIS W-1 P-05	453	32	18
27 1385 : MINNEAPOLIS W-1 P-06	652	39	16
27 1390 : MINNEAPOLIS W-1 P-07	693	48	22
27 1395 : MINNEAPOLIS W-1 P-08	237	23	10
27 1400 : MINNEAPOLIS W-1 P-09	375	33	16
27 1405 : MINNEAPOLIS W-1 P-10	415	20	11
27 1410 : MINNEAPOLIS W-1 P-11	260	47	15
<b>Total:</b>	<b>4017</b>	<b>328</b>	<b>133</b>

Office Title: Council Member Ward 1 Second Choice (Minneapolis)

Precinct	N P Elliott Payne	N P Edwin B. Fruit	WI WRITE-IN
27 1360 : MINNEAPOLIS W-1 P-01	25	55	16
27 1365 : MINNEAPOLIS W-1 P-02	36	41	5
27 1370 : MINNEAPOLIS W-1 P-03	33	35	11
27 1375 : MINNEAPOLIS W-1 P-04	86	118	27
27 1380 : MINNEAPOLIS W-1 P-05	65	85	29
27 1385 : MINNEAPOLIS W-1 P-06	116	119	49
27 1390 : MINNEAPOLIS W-1 P-07	111	143	37
27 1395 : MINNEAPOLIS W-1 P-08	50	61	9

Detail of Election Results  
City of Minneapolis  
Tuesday, November 7, 2023 Municipal and School District General

Office Title: Council Member Ward 1 Second Choice (Minneapolis)

Precinct	N P Elliott Payne	N P Edwin B. Fruit	WI WRITE-IN
27 1400 : MINNEAPOLIS W-1 P-09	49	100	23
27 1405 : MINNEAPOLIS W-1 P-10	43	91	25
27 1410 : MINNEAPOLIS W-1 P-11	57	89	24
<b>Total:</b>	<b>671</b>	<b>937</b>	<b>255</b>

Office Title: Council Member Ward 1 Third Choice (Minneapolis)

Precinct	N P Elliott Payne	N P Edwin B. Fruit	WI WRITE-IN
27 1360 : MINNEAPOLIS W-1 P-01	18	4	17
27 1365 : MINNEAPOLIS W-1 P-02	27	8	7
27 1370 : MINNEAPOLIS W-1 P-03	22	9	10
27 1375 : MINNEAPOLIS W-1 P-04	58	32	36
27 1380 : MINNEAPOLIS W-1 P-05	42	10	24
27 1385 : MINNEAPOLIS W-1 P-06	77	19	45
27 1390 : MINNEAPOLIS W-1 P-07	86	28	32
27 1395 : MINNEAPOLIS W-1 P-08	33	13	14
27 1400 : MINNEAPOLIS W-1 P-09	32	8	34
27 1405 : MINNEAPOLIS W-1 P-10	28	9	24
27 1410 : MINNEAPOLIS W-1 P-11	28	7	25
<b>Total:</b>	<b>451</b>	<b>147</b>	<b>268</b>

Detail of Election Results  
City of Minneapolis  
Tuesday, November 7, 2023 Municipal and School District General

Office Title: Council Member Ward 2 First Choice (Minneapolis)

Precinct	N P	WI
	Robin Wonsley	WRITE-IN
27 1415 : MINNEAPOLIS W-2 P-01	60	2
27 1420 : MINNEAPOLIS W-2 P-02	63	6
27 1425 : MINNEAPOLIS W-2 P-03	146	38
27 1430 : MINNEAPOLIS W-2 P-04	42	2
27 1435 : MINNEAPOLIS W-2 P-05	314	232
27 1440 : MINNEAPOLIS W-2 P-06	164	14
27 1445 : MINNEAPOLIS W-2 P-07	114	35
27 1450 : MINNEAPOLIS W-2 P-08	371	235
27 1455 : MINNEAPOLIS W-2 P-09	107	97
<b>Total:</b>	<b>1381</b>	<b>661</b>

Office Title: Council Member Ward 2 Second Choice (Minneapolis)

Precinct	N P	WI
	Robin Wonsley	WRITE-IN
27 1415 : MINNEAPOLIS W-2 P-01	18	4
27 1420 : MINNEAPOLIS W-2 P-02	21	1
27 1425 : MINNEAPOLIS W-2 P-03	59	14
27 1430 : MINNEAPOLIS W-2 P-04	19	2
27 1435 : MINNEAPOLIS W-2 P-05	94	105
27 1440 : MINNEAPOLIS W-2 P-06	51	11
27 1445 : MINNEAPOLIS W-2 P-07	36	20
27 1450 : MINNEAPOLIS W-2 P-08	87	106
27 1455 : MINNEAPOLIS W-2 P-09	24	36
<b>Total:</b>	<b>409</b>	<b>299</b>



Detail of Election Results  
 City of Minneapolis  
 Tuesday, November 7, 2023 Municipal and School District General

Office Title: Council Member Ward 2 Third Choice (Minneapolis)

Precinct	N P Robin Wonsley	WI WRITE-IN
27 1415 : MINNEAPOLIS W-2 P-01	18	2
27 1420 : MINNEAPOLIS W-2 P-02	18	1
27 1425 : MINNEAPOLIS W-2 P-03	53	11
27 1430 : MINNEAPOLIS W-2 P-04	18	3
27 1435 : MINNEAPOLIS W-2 P-05	80	85
27 1440 : MINNEAPOLIS W-2 P-06	43	11
27 1445 : MINNEAPOLIS W-2 P-07	35	13
27 1450 : MINNEAPOLIS W-2 P-08	74	77
27 1455 : MINNEAPOLIS W-2 P-09	19	28
<b>Total:</b>	<b>358</b>	<b>231</b>

Office Title: Council Member Ward 3 First Choice (Minneapolis)

Precinct	N P Marcus Mills	N P Michael Rainville	WI WRITE-IN
27 1460 : MINNEAPOLIS W-3 P-01	204	229	13
27 1465 : MINNEAPOLIS W-3 P-02	186	360	7
27 1470 : MINNEAPOLIS W-3 P-03	110	163	6
27 1475 : MINNEAPOLIS W-3 P-04	113	112	5
27 1480 : MINNEAPOLIS W-3 P-05	68	254	1
27 1485 : MINNEAPOLIS W-3 P-06	93	336	1
27 1490 : MINNEAPOLIS W-3 P-07	272	832	10
27 1495 : MINNEAPOLIS W-3 P-08	176	155	3
27 1500 : MINNEAPOLIS W-3 P-09	131	92	6
27 1505 : MINNEAPOLIS W-3 P-10	126	486	4
27 1510 : MINNEAPOLIS W-3 P-11	100	559	5

Detail of Election Results  
 City of Minneapolis  
 Tuesday, November 7, 2023 Municipal and School District General

Office Title: Council Member Ward 3 First Choice (Minneapolis)

Precinct	N P Marcus Mills	N P Michael Rainville	WI WRITE-IN
27 1515 : MINNEAPOLIS W-3 P-12	86	367	9
<b>Total:</b>	<b>1665</b>	<b>3945</b>	<b>70</b>

Office Title: Council Member Ward 3 Second Choice (Minneapolis)

Precinct	N P Marcus Mills	N P Michael Rainville	WI WRITE-IN
27 1460 : MINNEAPOLIS W-3 P-01	113	102	32
27 1465 : MINNEAPOLIS W-3 P-02	99	128	26
27 1470 : MINNEAPOLIS W-3 P-03	65	63	11
27 1475 : MINNEAPOLIS W-3 P-04	50	59	13
27 1480 : MINNEAPOLIS W-3 P-05	68	72	12
27 1485 : MINNEAPOLIS W-3 P-06	87	67	15
27 1490 : MINNEAPOLIS W-3 P-07	168	218	41
27 1495 : MINNEAPOLIS W-3 P-08	61	105	16
27 1500 : MINNEAPOLIS W-3 P-09	51	76	14
27 1505 : MINNEAPOLIS W-3 P-10	128	101	26
27 1510 : MINNEAPOLIS W-3 P-11	90	82	28
27 1515 : MINNEAPOLIS W-3 P-12	65	95	14
<b>Total:</b>	<b>1045</b>	<b>1168</b>	<b>248</b>

Detail of Election Results  
City of Minneapolis  
Tuesday, November 7, 2023 Municipal and School District General

Office Title: Council Member Ward 3 Third Choice (Minneapolis)

Precinct	N P	N P	WI
	Marcus Mills	Michael Rainville	WRITE-IN
27 1460 : MINNEAPOLIS W-3 P-01	28	27	36
27 1465 : MINNEAPOLIS W-3 P-02	14	59	32
27 1470 : MINNEAPOLIS W-3 P-03	14	30	14
27 1475 : MINNEAPOLIS W-3 P-04	11	16	14
27 1480 : MINNEAPOLIS W-3 P-05	9	36	15
27 1485 : MINNEAPOLIS W-3 P-06	17	30	18
27 1490 : MINNEAPOLIS W-3 P-07	30	101	44
27 1495 : MINNEAPOLIS W-3 P-08	11	31	14
27 1500 : MINNEAPOLIS W-3 P-09	12	20	10
27 1505 : MINNEAPOLIS W-3 P-10	28	63	23
27 1510 : MINNEAPOLIS W-3 P-11	15	43	23
27 1515 : MINNEAPOLIS W-3 P-12	13	52	11
<b>Total:</b>	<b>202</b>	<b>508</b>	<b>254</b>

Office Title: Council Member Ward 4 First Choice (Minneapolis)

Precinct	N P	N P	N P	N P	WI
	Leslie Davis	Angela Williams	Marvina Haynes	LaTrisha M. Vetaw	WRITE-IN
27 1520 : MINNEAPOLIS W-4 P-01	10	33	50	207	2
27 1525 : MINNEAPOLIS W-4 P-02	1	49	94	307	1
27 1530 : MINNEAPOLIS W-4 P-03	7	82	142	762	13
27 1535 : MINNEAPOLIS W-4 P-04	2	34	52	196	8
27 1540 : MINNEAPOLIS W-4 P-05	8	36	67	213	6
27 1545 : MINNEAPOLIS W-4 P-06	7	24	66	222	3
27 1550 : MINNEAPOLIS W-4 P-07	1	50	122	290	2
27 1555 : MINNEAPOLIS W-4 P-08	3	20	42	119	4

Detail of Election Results  
City of Minneapolis  
Tuesday, November 7, 2023 Municipal and School District General

Office Title: Council Member Ward 4 First Choice (Minneapolis)

Precinct	N P Leslie Davis	N P Angela Williams	N P Marvina Haynes	N P LaTrisha M. Vetaw	WI WRITE-IN
27 1560 : MINNEAPOLIS W-4 P-09	0	0	5	54	1
<b>Total:</b>	<b>39</b>	<b>328</b>	<b>640</b>	<b>2370</b>	<b>40</b>

Office Title: Council Member Ward 4 Second Choice (Minneapolis)

Precinct	N P Leslie Davis	N P Angela Williams	N P Marvina Haynes	N P LaTrisha M. Vetaw	WI WRITE-IN
27 1520 : MINNEAPOLIS W-4 P-01	14	16	133	66	5
27 1525 : MINNEAPOLIS W-4 P-02	27	35	180	84	12
27 1530 : MINNEAPOLIS W-4 P-03	25	64	367	188	21
27 1535 : MINNEAPOLIS W-4 P-04	10	10	133	48	6
27 1540 : MINNEAPOLIS W-4 P-05	19	28	109	70	15
27 1545 : MINNEAPOLIS W-4 P-06	12	19	119	61	2
27 1550 : MINNEAPOLIS W-4 P-07	24	24	175	105	11
27 1555 : MINNEAPOLIS W-4 P-08	12	8	73	40	0
27 1560 : MINNEAPOLIS W-4 P-09	1	8	25	11	3
<b>Total:</b>	<b>144</b>	<b>212</b>	<b>1314</b>	<b>673</b>	<b>75</b>

Office Title: Council Member Ward 4 Third Choice (Minneapolis)

Precinct	N P Leslie Davis	N P Angela Williams	N P Marvina Haynes	N P LaTrisha M. Vetaw	WI WRITE-IN
27 1520 : MINNEAPOLIS W-4 P-01	36	28	20	30	17
27 1525 : MINNEAPOLIS W-4 P-02	50	40	28	29	37
27 1530 : MINNEAPOLIS W-4 P-03	39	53	59	79	42

Detail of Election Results  
City of Minneapolis  
Tuesday, November 7, 2023 Municipal and School District General

Office Title: Council Member Ward 4 Third Choice (Minneapolis)

Precinct	N P Leslie Davis	N P Angela Williams	N P Marvina Haynes	N P LaTrisha M. Vetaw	WI WRITE-IN
27 1535 : MINNEAPOLIS W-4 P-04	21	29	19	20	19
27 1540 : MINNEAPOLIS W-4 P-05	37	25	27	37	13
27 1545 : MINNEAPOLIS W-4 P-06	29	17	20	17	14
27 1550 : MINNEAPOLIS W-4 P-07	24	52	18	27	15
27 1555 : MINNEAPOLIS W-4 P-08	21	23	10	8	8
27 1560 : MINNEAPOLIS W-4 P-09	2	6	5	10	5
<b>Total:</b>	<b>259</b>	<b>273</b>	<b>206</b>	<b>257</b>	<b>170</b>

Office Title: Council Member Ward 5 First Choice (Minneapolis)

Precinct	N P Victor Martinez	N P Jeremiah Bey Ellison	N P Phillip "OMac" Peterson	WI WRITE-IN
27 1565 : MINNEAPOLIS W-5 P-01	141	139	6	13
27 1570 : MINNEAPOLIS W-5 P-02	208	245	10	15
27 1575 : MINNEAPOLIS W-5 P-03	151	164	21	9
27 1580 : MINNEAPOLIS W-5 P-04	218	302	11	14
27 1585 : MINNEAPOLIS W-5 P-05	148	226	16	6
27 1590 : MINNEAPOLIS W-5 P-06	164	207	8	16
27 1595 : MINNEAPOLIS W-5 P-07	90	86	13	5
27 1600 : MINNEAPOLIS W-5 P-08	102	146	19	8
27 1605 : MINNEAPOLIS W-5 P-09	74	150	8	10
<b>Total:</b>	<b>1296</b>	<b>1665</b>	<b>112</b>	<b>96</b>

Detail of Election Results  
City of Minneapolis  
Tuesday, November 7, 2023 Municipal and School District General

Office Title: Council Member Ward 5 Second Choice (Minneapolis)

Precinct	N P Victor Martinez	N P Jeremiah Bey Ellison	N P Phillip "OMac" Peterson	WI WRITE-IN
27 1565 : MINNEAPOLIS W-5 P-01	73	50	83	9
27 1570 : MINNEAPOLIS W-5 P-02	64	64	127	20
27 1575 : MINNEAPOLIS W-5 P-03	87	68	88	9
27 1580 : MINNEAPOLIS W-5 P-04	90	69	176	30
27 1585 : MINNEAPOLIS W-5 P-05	74	57	115	15
27 1590 : MINNEAPOLIS W-5 P-06	76	47	115	30
27 1595 : MINNEAPOLIS W-5 P-07	46	21	47	5
27 1600 : MINNEAPOLIS W-5 P-08	58	46	58	6
27 1605 : MINNEAPOLIS W-5 P-09	48	33	79	13
Total:	<b>616</b>	<b>455</b>	<b>888</b>	<b>137</b>

Office Title: Council Member Ward 5 Third Choice (Minneapolis)

Precinct	N P Victor Martinez	N P Jeremiah Bey Ellison	N P Phillip "OMac" Peterson	WI WRITE-IN
27 1565 : MINNEAPOLIS W-5 P-01	47	40	70	13
27 1570 : MINNEAPOLIS W-5 P-02	59	46	61	31
27 1575 : MINNEAPOLIS W-5 P-03	67	54	59	16
27 1580 : MINNEAPOLIS W-5 P-04	85	55	93	41
27 1585 : MINNEAPOLIS W-5 P-05	41	42	54	27
27 1590 : MINNEAPOLIS W-5 P-06	59	46	47	28
27 1595 : MINNEAPOLIS W-5 P-07	30	20	32	5
27 1600 : MINNEAPOLIS W-5 P-08	38	32	36	6
27 1605 : MINNEAPOLIS W-5 P-09	29	19	40	14

Detail of Election Results  
City of Minneapolis  
Tuesday, November 7, 2023 Municipal and School District General

Office Title: Council Member Ward 5 Third Choice (Minneapolis)

Total:	<b>455</b>	<b>354</b>	<b>492</b>	<b>181</b>
--------	------------	------------	------------	------------

Office Title: Council Member Ward 6 First Choice (Minneapolis)

Precinct	N P Kayseh Magan	N P Guy T Gaskin	N P Jamal Osman	N P Tiger Worku	WI WRITE-IN
27 1610 : MINNEAPOLIS W-6 P-01	94	17	51	43	1
27 1615 : MINNEAPOLIS W-6 P-02	171	53	227	115	2
27 1620 : MINNEAPOLIS W-6 P-03	218	15	790	377	1
27 1625 : MINNEAPOLIS W-6 P-04	153	18	106	70	2
27 1630 : MINNEAPOLIS W-6 P-05	100	12	219	36	2
27 1635 : MINNEAPOLIS W-6 P-06	94	27	162	43	1
27 1640 : MINNEAPOLIS W-6 P-07	180	17	336	70	0
27 1645 : MINNEAPOLIS W-6 P-08	225	5	77	90	0
27 1650 : MINNEAPOLIS W-6 P-09	314	10	328	276	0
<b>Total:</b>	<b>1549</b>	<b>174</b>	<b>2296</b>	<b>1120</b>	<b>9</b>

Office Title: Council Member Ward 6 Second Choice (Minneapolis)

Precinct	N P Kayseh Magan	N P Guy T Gaskin	N P Jamal Osman	N P Tiger Worku	WI WRITE-IN
27 1610 : MINNEAPOLIS W-6 P-01	41	7	62	48	2
27 1615 : MINNEAPOLIS W-6 P-02	96	25	102	100	7
27 1620 : MINNEAPOLIS W-6 P-03	81	16	154	74	2
27 1625 : MINNEAPOLIS W-6 P-04	68	7	80	66	8
27 1630 : MINNEAPOLIS W-6 P-05	32	14	45	39	2
27 1635 : MINNEAPOLIS W-6 P-06	49	15	55	44	2
27 1640 : MINNEAPOLIS W-6 P-07	54	21	88	41	2



Detail of Election Results  
City of Minneapolis  
Tuesday, November 7, 2023 Municipal and School District General

Office Title: Council Member Ward 6 Second Choice (Minneapolis)

Precinct	N P Kayseh Magan	N P Guy T Gaskin	N P Jamal Osman	N P Tiger Worku	WI WRITE-IN
27 1645 : MINNEAPOLIS W-6 P-08	46	8	89	64	3
27 1650 : MINNEAPOLIS W-6 P-09	66	14	198	87	7
<b>Total:</b>	<b>533</b>	<b>127</b>	<b>873</b>	<b>563</b>	<b>35</b>

Office Title: Council Member Ward 6 Third Choice (Minneapolis)

Precinct	N P Kayseh Magan	N P Guy T Gaskin	N P Jamal Osman	N P Tiger Worku	WI WRITE-IN
27 1610 : MINNEAPOLIS W-6 P-01	31	6	32	50	4
27 1615 : MINNEAPOLIS W-6 P-02	83	24	57	64	9
27 1620 : MINNEAPOLIS W-6 P-03	43	16	103	65	4
27 1625 : MINNEAPOLIS W-6 P-04	43	11	49	47	15
27 1630 : MINNEAPOLIS W-6 P-05	27	11	39	21	3
27 1635 : MINNEAPOLIS W-6 P-06	34	11	46	27	4
27 1640 : MINNEAPOLIS W-6 P-07	31	15	49	44	4
27 1645 : MINNEAPOLIS W-6 P-08	33	8	39	41	11
27 1650 : MINNEAPOLIS W-6 P-09	48	19	86	69	9
<b>Total:</b>	<b>373</b>	<b>121</b>	<b>500</b>	<b>428</b>	<b>63</b>

Office Title: Council Member Ward 7 First Choice (Minneapolis)

Precinct	N P Katie Cashman	N P Scott Graham	N P Kenneth C. Foxworth	WI WRITE-IN
27 1655 : MINNEAPOLIS W-7 P-01	359	212	11	3
27 1660 : MINNEAPOLIS W-7 P-02	244	602	15	0

Detail of Election Results  
City of Minneapolis  
Tuesday, November 7, 2023 Municipal and School District General

Office Title: Council Member Ward 7 First Choice (Minneapolis)

Precinct	N P Katie Cashman	N P Scott Graham	N P Kenneth C. Foxworth	WI WRITE-IN
27 1665 : MINNEAPOLIS W-7 P-03	547	492	31	2
27 1670 : MINNEAPOLIS W-7 P-04	390	605	23	4
27 1675 : MINNEAPOLIS W-7 P-05	337	233	32	0
27 1680 : MINNEAPOLIS W-7 P-06	184	64	50	2
27 1685 : MINNEAPOLIS W-7 P-07	235	341	15	0
27 1690 : MINNEAPOLIS W-7 P-08	600	527	41	2
27 1695 : MINNEAPOLIS W-7 P-09	521	505	27	5
27 1700 : MINNEAPOLIS W-7 P-10	146	43	12	2
27 1705 : MINNEAPOLIS W-7 P-11	78	32	11	3
27 1710 : MINNEAPOLIS W-7 P-12	223	147	21	0
<b>Total:</b>	<b>3864</b>	<b>3803</b>	<b>289</b>	<b>23</b>

Office Title: Council Member Ward 7 Second Choice (Minneapolis)

Precinct	N P Katie Cashman	N P Scott Graham	N P Kenneth C. Foxworth	WI WRITE-IN
27 1655 : MINNEAPOLIS W-7 P-01	129	166	119	13
27 1660 : MINNEAPOLIS W-7 P-02	198	158	152	12
27 1665 : MINNEAPOLIS W-7 P-03	208	234	263	11
27 1670 : MINNEAPOLIS W-7 P-04	246	193	188	17
27 1675 : MINNEAPOLIS W-7 P-05	113	122	182	11
27 1680 : MINNEAPOLIS W-7 P-06	60	78	107	4
27 1685 : MINNEAPOLIS W-7 P-07	170	111	103	10
27 1690 : MINNEAPOLIS W-7 P-08	239	259	283	14
27 1695 : MINNEAPOLIS W-7 P-09	216	194	222	13
27 1700 : MINNEAPOLIS W-7 P-10	25	33	84	2

Detail of Election Results  
City of Minneapolis  
Tuesday, November 7, 2023 Municipal and School District General

Office Title: Council Member Ward 7 Second Choice (Minneapolis)

Precinct	N P	N P	N P	WI
	Katie Cashman	Scott Graham	Kenneth C. Foxworth	WRITE-IN
27 1705 : MINNEAPOLIS W-7 P-11	35	35	30	1
27 1710 : MINNEAPOLIS W-7 P-12	84	93	87	7
<b>Total:</b>	<b>1723</b>	<b>1676</b>	<b>1820</b>	<b>115</b>

Office Title: Council Member Ward 7 Third Choice (Minneapolis)

Precinct	N P	N P	N P	WI
	Katie Cashman	Scott Graham	Kenneth C. Foxworth	WRITE-IN
27 1655 : MINNEAPOLIS W-7 P-01	34	57	152	16
27 1660 : MINNEAPOLIS W-7 P-02	50	68	168	24
27 1665 : MINNEAPOLIS W-7 P-03	77	146	240	23
27 1670 : MINNEAPOLIS W-7 P-04	64	90	188	28
27 1675 : MINNEAPOLIS W-7 P-05	36	103	124	15
27 1680 : MINNEAPOLIS W-7 P-06	18	72	77	12
27 1685 : MINNEAPOLIS W-7 P-07	28	56	142	12
27 1690 : MINNEAPOLIS W-7 P-08	81	130	261	37
27 1695 : MINNEAPOLIS W-7 P-09	53	121	203	28
27 1700 : MINNEAPOLIS W-7 P-10	14	46	35	9
27 1705 : MINNEAPOLIS W-7 P-11	14	24	37	2
27 1710 : MINNEAPOLIS W-7 P-12	22	62	105	7
<b>Total:</b>	<b>491</b>	<b>975</b>	<b>1732</b>	<b>213</b>

Detail of Election Results  
City of Minneapolis  
Tuesday, November 7, 2023 Municipal and School District General

Office Title: Council Member Ward 8 First Choice (Minneapolis)

Precinct	N P Terry White	N P Bob Sullentrop	N P Andrea Jenkins	N P Soren Stevenson	WI WRITE-IN
27 1715 : MINNEAPOLIS W-8 P-01	15	35	180	132	2
27 1720 : MINNEAPOLIS W-8 P-02	60	46	409	566	2
27 1725 : MINNEAPOLIS W-8 P-03	78	58	441	569	0
27 1730 : MINNEAPOLIS W-8 P-04	122	70	759	642	1
27 1735 : MINNEAPOLIS W-8 P-05	14	11	108	125	1
27 1740 : MINNEAPOLIS W-8 P-06	16	8	103	129	0
27 1745 : MINNEAPOLIS W-8 P-07	55	41	295	364	0
27 1750 : MINNEAPOLIS W-8 P-08	45	36	393	310	1
27 1755 : MINNEAPOLIS W-8 P-09	81	27	278	134	1
27 1760 : MINNEAPOLIS W-8 P-10	22	40	241	327	1
27 1765 : MINNEAPOLIS W-8 P-11	35	42	280	292	0
<b>Total:</b>	<b>543</b>	<b>414</b>	<b>3487</b>	<b>3590</b>	<b>9</b>

Office Title: Council Member Ward 8 Second Choice (Minneapolis)

Precinct	N P Terry White	N P Bob Sullentrop	N P Andrea Jenkins	N P Soren Stevenson	WI WRITE-IN
27 1715 : MINNEAPOLIS W-8 P-01	49	22	149	61	2
27 1720 : MINNEAPOLIS W-8 P-02	231	41	345	226	11
27 1725 : MINNEAPOLIS W-8 P-03	248	40	366	254	11
27 1730 : MINNEAPOLIS W-8 P-04	385	74	477	324	15
27 1735 : MINNEAPOLIS W-8 P-05	48	3	64	66	5
27 1740 : MINNEAPOLIS W-8 P-06	41	7	88	61	2
27 1745 : MINNEAPOLIS W-8 P-07	169	27	242	157	5
27 1750 : MINNEAPOLIS W-8 P-08	199	25	222	162	5
27 1755 : MINNEAPOLIS W-8 P-09	114	36	123	118	5

Detail of Election Results  
City of Minneapolis  
Tuesday, November 7, 2023 Municipal and School District General

Office Title: Council Member Ward 8 Second Choice (Minneapolis)

Precinct	N P Terry White	N P Bob Sullentrop	N P Andrea Jenkins	N P Soren Stevenson	WI WRITE-IN
27 1760 : MINNEAPOLIS W-8 P-10	148	19	201	111	14
27 1765 : MINNEAPOLIS W-8 P-11	158	20	189	146	6
<b>Total:</b>	<b>1790</b>	<b>314</b>	<b>2466</b>	<b>1686</b>	<b>81</b>

Office Title: Council Member Ward 8 Third Choice (Minneapolis)

Precinct	N P Terry White	N P Bob Sullentrop	N P Andrea Jenkins	N P Soren Stevenson	WI WRITE-IN
27 1715 : MINNEAPOLIS W-8 P-01	70	23	106	36	2
27 1720 : MINNEAPOLIS W-8 P-02	331	44	117	80	31
27 1725 : MINNEAPOLIS W-8 P-03	334	38	111	88	26
27 1730 : MINNEAPOLIS W-8 P-04	450	82	142	169	25
27 1735 : MINNEAPOLIS W-8 P-05	70	6	29	20	6
27 1740 : MINNEAPOLIS W-8 P-06	86	11	25	17	10
27 1745 : MINNEAPOLIS W-8 P-07	203	27	92	75	10
27 1750 : MINNEAPOLIS W-8 P-08	229	39	84	81	13
27 1755 : MINNEAPOLIS W-8 P-09	127	25	50	59	11
27 1760 : MINNEAPOLIS W-8 P-10	148	24	68	52	9
27 1765 : MINNEAPOLIS W-8 P-11	195	36	71	46	11
<b>Total:</b>	<b>2243</b>	<b>355</b>	<b>895</b>	<b>723</b>	<b>154</b>

Detail of Election Results  
City of Minneapolis  
Tuesday, November 7, 2023 Municipal and School District General

Office Title: Council Member Ward 9 First Choice (Minneapolis)

Precinct	N P Jason Chavez	N P Daniel Orban	WI WRITE-IN
27 1770 : MINNEAPOLIS W-9 P-01	118	25	1
27 1775 : MINNEAPOLIS W-9 P-02	772	127	6
27 1780 : MINNEAPOLIS W-9 P-03	213	115	1
27 1785 : MINNEAPOLIS W-9 P-04	193	37	0
27 1790 : MINNEAPOLIS W-9 P-05	241	49	2
27 1795 : MINNEAPOLIS W-9 P-06	586	156	8
27 1800 : MINNEAPOLIS W-9 P-07	365	78	0
27 1805 : MINNEAPOLIS W-9 P-08	419	125	5
27 1810 : MINNEAPOLIS W-9 P-09	500	169	5
<b>Total:</b>	<b>3407</b>	<b>881</b>	<b>28</b>

Office Title: Council Member Ward 9 Second Choice (Minneapolis)

Precinct	N P Jason Chavez	N P Daniel Orban	WI WRITE-IN
27 1770 : MINNEAPOLIS W-9 P-01	24	19	17
27 1775 : MINNEAPOLIS W-9 P-02	127	137	61
27 1780 : MINNEAPOLIS W-9 P-03	60	48	28
27 1785 : MINNEAPOLIS W-9 P-04	35	47	14
27 1790 : MINNEAPOLIS W-9 P-05	26	44	15
27 1795 : MINNEAPOLIS W-9 P-06	123	108	49
27 1800 : MINNEAPOLIS W-9 P-07	74	67	36
27 1805 : MINNEAPOLIS W-9 P-08	80	103	34
27 1810 : MINNEAPOLIS W-9 P-09	100	136	36
<b>Total:</b>	<b>649</b>	<b>709</b>	<b>290</b>

Detail of Election Results  
City of Minneapolis  
Tuesday, November 7, 2023 Municipal and School District General

Office Title: Council Member Ward 9 Third Choice (Minneapolis)

Precinct	N P	N P	WI
	Jason Chavez	Daniel Orban	WRITE-IN
27 1770 : MINNEAPOLIS W-9 P-01	21	4	10
27 1775 : MINNEAPOLIS W-9 P-02	82	27	47
27 1780 : MINNEAPOLIS W-9 P-03	45	29	17
27 1785 : MINNEAPOLIS W-9 P-04	23	9	10
27 1790 : MINNEAPOLIS W-9 P-05	22	11	8
27 1795 : MINNEAPOLIS W-9 P-06	71	41	38
27 1800 : MINNEAPOLIS W-9 P-07	56	13	25
27 1805 : MINNEAPOLIS W-9 P-08	43	24	24
27 1810 : MINNEAPOLIS W-9 P-09	53	37	38
<b>Total:</b>	<b>416</b>	<b>195</b>	<b>217</b>

Office Title: Council Member Ward 10 First Choice (Minneapolis)

Precinct	N P	N P	N P	N P	WI
	Nasri Warsame	Aisha Chughtai	Greg Kline	Bruce Dachis	WRITE-IN
27 1815 : MINNEAPOLIS W-10 P-01	32	843	23	279	5
27 1820 : MINNEAPOLIS W-10 P-02	16	312	4	114	2
27 1825 : MINNEAPOLIS W-10 P-03	22	328	14	522	1
27 1830 : MINNEAPOLIS W-10 P-04	17	418	14	200	2
27 1835 : MINNEAPOLIS W-10 P-05	26	536	14	266	2
27 1840 : MINNEAPOLIS W-10 P-06	60	489	13	125	5
27 1845 : MINNEAPOLIS W-10 P-07	119	286	8	80	0
27 1850 : MINNEAPOLIS W-10 P-08	248	172	6	35	0
27 1855 : MINNEAPOLIS W-10 P-09	98	444	9	92	1
<b>Total:</b>	<b>638</b>	<b>3828</b>	<b>105</b>	<b>1713</b>	<b>18</b>



Detail of Election Results  
 City of Minneapolis  
 Tuesday, November 7, 2023 Municipal and School District General

Office Title: Council Member Ward 10 Second Choice (Minneapolis)

Precinct	N P Nasri Warsame	N P Aisha Chughtai	N P Greg Kline	N P Bruce Dachis	WI WRITE-IN
27 1815 : MINNEAPOLIS W-10 P-01	291	89	76	158	31
27 1820 : MINNEAPOLIS W-10 P-02	117	43	20	74	15
27 1825 : MINNEAPOLIS W-10 P-03	239	113	82	133	17
27 1830 : MINNEAPOLIS W-10 P-04	173	49	52	101	21
27 1835 : MINNEAPOLIS W-10 P-05	233	86	58	157	28
27 1840 : MINNEAPOLIS W-10 P-06	182	61	35	107	21
27 1845 : MINNEAPOLIS W-10 P-07	126	42	25	71	8
27 1850 : MINNEAPOLIS W-10 P-08	116	25	16	82	5
27 1855 : MINNEAPOLIS W-10 P-09	150	36	27	116	15
<b>Total:</b>	<b>1627</b>	<b>544</b>	<b>391</b>	<b>999</b>	<b>161</b>

Office Title: Council Member Ward 10 Third Choice (Minneapolis)

Precinct	N P Nasri Warsame	N P Aisha Chughtai	N P Greg Kline	N P Bruce Dachis	WI WRITE-IN
27 1815 : MINNEAPOLIS W-10 P-01	102	39	66	142	40
27 1820 : MINNEAPOLIS W-10 P-02	61	22	12	56	16
27 1825 : MINNEAPOLIS W-10 P-03	104	54	83	88	36
27 1830 : MINNEAPOLIS W-10 P-04	80	27	34	80	34
27 1835 : MINNEAPOLIS W-10 P-05	115	47	45	117	34
27 1840 : MINNEAPOLIS W-10 P-06	81	38	22	107	19
27 1845 : MINNEAPOLIS W-10 P-07	54	17	18	79	11
27 1850 : MINNEAPOLIS W-10 P-08	77	11	17	39	10
27 1855 : MINNEAPOLIS W-10 P-09	75	18	26	71	21
<b>Total:</b>	<b>749</b>	<b>273</b>	<b>323</b>	<b>779</b>	<b>221</b>

Detail of Election Results  
City of Minneapolis  
Tuesday, November 7, 2023 Municipal and School District General

Office Title: Council Member Ward 11 First Choice (Minneapolis)

Precinct	N P Emily Koski	N P Gabrielle M. Prosser	WI WRITE-IN
27 1860 : MINNEAPOLIS W-11 P-01	533	55	13
27 1865 : MINNEAPOLIS W-11 P-02	592	54	28
27 1870 : MINNEAPOLIS W-11 P-03	335	37	12
27 1875 : MINNEAPOLIS W-11 P-04	477	18	25
27 1880 : MINNEAPOLIS W-11 P-05	394	29	14
27 1885 : MINNEAPOLIS W-11 P-06	366	50	26
27 1890 : MINNEAPOLIS W-11 P-07	525	27	14
27 1895 : MINNEAPOLIS W-11 P-08	675	52	24
27 1900 : MINNEAPOLIS W-11 P-09	457	28	20
27 1905 : MINNEAPOLIS W-11 P-10	404	38	22
27 1910 : MINNEAPOLIS W-11 P-11	221	30	12
27 1915 : MINNEAPOLIS W-11 P-12	280	42	23
Total:	<b>5259</b>	<b>460</b>	<b>233</b>

Office Title: Council Member Ward 11 Second Choice (Minneapolis)

Precinct	N P Emily Koski	N P Gabrielle M. Prosser	WI WRITE-IN
27 1860 : MINNEAPOLIS W-11 P-01	100	85	32
27 1865 : MINNEAPOLIS W-11 P-02	111	112	46
27 1870 : MINNEAPOLIS W-11 P-03	81	69	22
27 1875 : MINNEAPOLIS W-11 P-04	72	57	14
27 1880 : MINNEAPOLIS W-11 P-05	62	62	20
27 1885 : MINNEAPOLIS W-11 P-06	75	92	30
27 1890 : MINNEAPOLIS W-11 P-07	72	83	43
27 1895 : MINNEAPOLIS W-11 P-08	85	133	39

Detail of Election Results  
City of Minneapolis  
Tuesday, November 7, 2023 Municipal and School District General

Office Title: Council Member Ward 11 Second Choice (Minneapolis)

Precinct	N P Emily Koski	N P Gabrielle M. Prosser	WI WRITE-IN
27 1900 : MINNEAPOLIS W-11 P-09	81	80	30
27 1905 : MINNEAPOLIS W-11 P-10	86	90	26
27 1910 : MINNEAPOLIS W-11 P-11	44	59	26
27 1915 : MINNEAPOLIS W-11 P-12	62	59	18
<b>Total:</b>	<b>931</b>	<b>981</b>	<b>346</b>

Office Title: Council Member Ward 11 Third Choice (Minneapolis)

Precinct	N P Emily Koski	N P Gabrielle M. Prosser	WI WRITE-IN
27 1860 : MINNEAPOLIS W-11 P-01	65	7	26
27 1865 : MINNEAPOLIS W-11 P-02	75	16	29
27 1870 : MINNEAPOLIS W-11 P-03	57	10	23
27 1875 : MINNEAPOLIS W-11 P-04	57	8	8
27 1880 : MINNEAPOLIS W-11 P-05	48	9	22
27 1885 : MINNEAPOLIS W-11 P-06	45	12	26
27 1890 : MINNEAPOLIS W-11 P-07	46	12	31
27 1895 : MINNEAPOLIS W-11 P-08	53	20	39
27 1900 : MINNEAPOLIS W-11 P-09	53	10	28
27 1905 : MINNEAPOLIS W-11 P-10	56	12	34
27 1910 : MINNEAPOLIS W-11 P-11	30	19	21
27 1915 : MINNEAPOLIS W-11 P-12	38	13	12
<b>Total:</b>	<b>623</b>	<b>148</b>	<b>299</b>

Detail of Election Results  
City of Minneapolis  
Tuesday, November 7, 2023 Municipal and School District General

Office Title: Council Member Ward 12 First Choice (Minneapolis)

Precinct	N P Aurin Chowdhury	N P Luther Ranheim	N P Nancy Ford	WI WRITE-IN
27 1920 : MINNEAPOLIS W-12 P-01	793	649	84	3
27 1925 : MINNEAPOLIS W-12 P-02	720	472	74	1
27 1930 : MINNEAPOLIS W-12 P-03	437	254	57	1
27 1935 : MINNEAPOLIS W-12 P-04	672	316	109	3
27 1940 : MINNEAPOLIS W-12 P-05	376	190	64	2
27 1945 : MINNEAPOLIS W-12 P-06	595	492	115	2
27 1950 : MINNEAPOLIS W-12 P-07	750	562	125	0
27 1955 : MINNEAPOLIS W-12 P-08	522	386	114	3
27 1960 : MINNEAPOLIS W-12 P-09	368	279	78	0
27 1965 : MINNEAPOLIS W-12 P-10	583	410	142	2
27 1970 : MINNEAPOLIS W-12 P-11	558	305	156	3
27 1975 : MINNEAPOLIS W-12 P-12	151	116	43	2
<b>Total:</b>	<b>6525</b>	<b>4431</b>	<b>1161</b>	<b>22</b>

Office Title: Council Member Ward 12 Second Choice (Minneapolis)

Precinct	N P Aurin Chowdhury	N P Luther Ranheim	N P Nancy Ford	WI WRITE-IN
27 1920 : MINNEAPOLIS W-12 P-01	183	338	574	30
27 1925 : MINNEAPOLIS W-12 P-02	128	289	463	14
27 1930 : MINNEAPOLIS W-12 P-03	107	193	247	18
27 1935 : MINNEAPOLIS W-12 P-04	109	270	340	22
27 1940 : MINNEAPOLIS W-12 P-05	78	188	205	5
27 1945 : MINNEAPOLIS W-12 P-06	150	315	423	20
27 1950 : MINNEAPOLIS W-12 P-07	179	363	517	21
27 1955 : MINNEAPOLIS W-12 P-08	150	289	345	18

Detail of Election Results  
City of Minneapolis  
Tuesday, November 7, 2023 Municipal and School District General

Office Title: Council Member Ward 12 Second Choice (Minneapolis)

Precinct	N P Aurin Chowdhury	N P Luther Ranheim	N P Nancy Ford	WI WRITE-IN
27 1960 : MINNEAPOLIS W-12 P-09	79	191	300	7
27 1965 : MINNEAPOLIS W-12 P-10	125	281	402	11
27 1970 : MINNEAPOLIS W-12 P-11	132	256	372	14
27 1975 : MINNEAPOLIS W-12 P-12	45	80	136	3
<b>Total:</b>	<b>1465</b>	<b>3053</b>	<b>4324</b>	<b>183</b>

Office Title: Council Member Ward 12 Third Choice (Minneapolis)

Precinct	N P Aurin Chowdhury	N P Luther Ranheim	N P Nancy Ford	WI WRITE-IN
27 1920 : MINNEAPOLIS W-12 P-01	143	179	267	55
27 1925 : MINNEAPOLIS W-12 P-02	117	121	240	34
27 1930 : MINNEAPOLIS W-12 P-03	68	82	164	27
27 1935 : MINNEAPOLIS W-12 P-04	93	110	170	33
27 1940 : MINNEAPOLIS W-12 P-05	66	83	141	16
27 1945 : MINNEAPOLIS W-12 P-06	129	124	217	37
27 1950 : MINNEAPOLIS W-12 P-07	178	165	275	51
27 1955 : MINNEAPOLIS W-12 P-08	132	134	199	42
27 1960 : MINNEAPOLIS W-12 P-09	98	98	129	27
27 1965 : MINNEAPOLIS W-12 P-10	123	140	183	29
27 1970 : MINNEAPOLIS W-12 P-11	116	183	168	29
27 1975 : MINNEAPOLIS W-12 P-12	46	67	54	16
<b>Total:</b>	<b>1309</b>	<b>1486</b>	<b>2207</b>	<b>396</b>

Detail of Election Results  
City of Minneapolis  
Tuesday, November 7, 2023 Municipal and School District General

Office Title: Council Member Ward 13 First Choice (Minneapolis)

Precinct	N P Linea Palmisano	N P Kate Mortenson	N P Bob "Again" Carney Jr.	N P Zach Metzger	WI WRITE-IN
27 1980 : MINNEAPOLIS W-13 P-01	612	176	14	66	6
27 1985 : MINNEAPOLIS W-13 P-02	455	161	18	44	6
27 1990 : MINNEAPOLIS W-13 P-03	456	129	18	54	1
27 1995 : MINNEAPOLIS W-13 P-04	516	150	14	53	2
27 2000 : MINNEAPOLIS W-13 P-05	500	122	24	26	1
27 2005 : MINNEAPOLIS W-13 P-06	344	100	10	32	3
27 2010 : MINNEAPOLIS W-13 P-07	610	258	25	99	7
27 2015 : MINNEAPOLIS W-13 P-08	419	168	31	84	3
27 2020 : MINNEAPOLIS W-13 P-09	485	171	15	73	5
27 2025 : MINNEAPOLIS W-13 P-10	715	235	14	38	11
27 2030 : MINNEAPOLIS W-13 P-11	822	383	16	68	9
27 2035 : MINNEAPOLIS W-13 P-12	306	184	8	27	4
27 2040 : MINNEAPOLIS W-13 P-13	323	150	17	107	11
<b>Total:</b>	<b>6563</b>	<b>2387</b>	<b>224</b>	<b>771</b>	<b>69</b>

Office Title: Council Member Ward 13 Second Choice (Minneapolis)

Precinct	N P Linea Palmisano	N P Kate Mortenson	N P Bob "Again" Carney Jr.	N P Zach Metzger	WI WRITE-IN
27 1980 : MINNEAPOLIS W-13 P-01	166	298	32	106	11
27 1985 : MINNEAPOLIS W-13 P-02	126	223	29	101	7
27 1990 : MINNEAPOLIS W-13 P-03	107	257	26	106	10
27 1995 : MINNEAPOLIS W-13 P-04	139	267	39	106	6
27 2000 : MINNEAPOLIS W-13 P-05	96	261	32	89	11
27 2005 : MINNEAPOLIS W-13 P-06	80	180	14	60	3
27 2010 : MINNEAPOLIS W-13 P-07	209	383	47	120	9

Detail of Election Results  
City of Minneapolis  
Tuesday, November 7, 2023 Municipal and School District General

Office Title: Council Member Ward 13 Second Choice (Minneapolis)

Precinct	N P Linea Palmisano	N P Kate Mortenson	N P Bob "Again" Carney Jr.	N P Zach Metzger	WI WRITE-IN
27 2015 : MINNEAPOLIS W-13 P-08	131	244	47	113	4
27 2020 : MINNEAPOLIS W-13 P-09	143	302	34	116	6
27 2025 : MINNEAPOLIS W-13 P-10	179	341	31	100	13
27 2030 : MINNEAPOLIS W-13 P-11	281	401	60	161	15
27 2035 : MINNEAPOLIS W-13 P-12	109	163	36	78	3
27 2040 : MINNEAPOLIS W-13 P-13	147	185	24	126	10
<b>Total:</b>	<b>1913</b>	<b>3505</b>	<b>451</b>	<b>1382</b>	<b>108</b>

Office Title: Council Member Ward 13 Third Choice (Minneapolis)

Precinct	N P Linea Palmisano	N P Kate Mortenson	N P Bob "Again" Carney Jr.	N P Zach Metzger	WI WRITE-IN
27 1980 : MINNEAPOLIS W-13 P-01	52	87	38	188	20
27 1985 : MINNEAPOLIS W-13 P-02	45	67	25	145	9
27 1990 : MINNEAPOLIS W-13 P-03	59	75	23	173	20
27 1995 : MINNEAPOLIS W-13 P-04	37	100	31	189	22
27 2000 : MINNEAPOLIS W-13 P-05	42	72	27	170	18
27 2005 : MINNEAPOLIS W-13 P-06	34	46	28	107	10
27 2010 : MINNEAPOLIS W-13 P-07	68	93	50	287	20
27 2015 : MINNEAPOLIS W-13 P-08	82	91	33	157	7
27 2020 : MINNEAPOLIS W-13 P-09	63	83	34	199	10
27 2025 : MINNEAPOLIS W-13 P-10	55	70	40	183	20
27 2030 : MINNEAPOLIS W-13 P-11	89	84	59	209	20
27 2035 : MINNEAPOLIS W-13 P-12	30	53	31	126	12
27 2040 : MINNEAPOLIS W-13 P-13	65	102	20	136	15

Detail of Election Results  
City of Minneapolis  
Tuesday, November 7, 2023 Municipal and School District General

Office Title: Council Member Ward 13 Third Choice (Minneapolis)

Total:	<b>721</b>	<b>1023</b>	<b>439</b>	<b>2269</b>	<b>203</b>
--------	------------	-------------	------------	-------------	------------



We, the legally constituted county canvassing board, certify that we have herein specified the names of the persons receiving votes and the number of votes received by each office voted on, and have specified the number of votes for and against each question voted on, at the Municipal and School District General held on Tuesday, November 7, 2023

As appears by the returns of the election precincts voting in this election, duly returned to, filed, opened, and canvassed, and now remaining on file in the office of the City of Minneapolis Clerk. Witness our official signature at \_\_\_\_\_ in \_\_\_\_\_ County this \_\_\_\_\_ day of \_\_\_\_\_, 2023.

\_\_\_\_\_  
Member of canvassing board

\_\_\_\_\_  
Member of canvassing board

\_\_\_\_\_  
Member of canvassing board

\_\_\_\_\_  
Member of canvassing board

\_\_\_\_\_  
Member of canvassing board

\_\_\_\_\_  
Member of canvassing board

\_\_\_\_\_  
Member of canvassing board

State of Minnesota  
City of Minneapolis

I, \_\_\_\_\_, Clerk of the City of Minneapolis do hereby certify the within and foregoing \_\_\_\_\_ pages to be a full and correct copy of the original abstract and return of the votes cast in the City of Minneapolis Municipal and School District General held on Tuesday, November 7, 2023.

Witness my hand and official seal of office this \_\_\_\_\_ day of \_\_\_\_\_, 2023.

\_\_\_\_\_

<b>2023 Council Ward 1</b>	
<b>TOTAL BALLOTS CAST</b>	<b>4500</b>
<b>Maximum possible threshold</b>	<b>2251</b>
	First ranked votes
Edwin B. Fruit	328
<b>Elliott Payne</b>	<b>4017</b>
Write-ins	133
overvotes	1
undervotes	21

Maximum possible threshold met.  
 Winner: Elliott Payne

<b>2023 Council Ward 2</b>	
<b>TOTAL BALLOTS CAST</b>	<b>2075</b>
<b>Maximum possible threshold</b>	<b>1038</b>
	First ranked votes
Michael Baskins	484
<b>Robin Wonsley</b>	<b>1381</b>
Write-ins	177
overvotes	0
undervotes	33

Maximum possible threshold met.  
 Winner: Robin Wonsley

<b>2023 Council Ward 3</b>	
<b>TOTAL BALLOTS CAST</b>	<b>5699</b>
<b>Maximum possible threshold</b>	<b>2850</b>
	First ranked votes
Marcus Mills	1665
<b>Michael Rainville</b>	<b>3945</b>
Write-ins	70
overvotes	4
undervotes	15

Maximum possible threshold met.  
 Winner: Michael Rainville

<b>2023 Council Ward 4</b>	
<b>TOTAL BALLOTS CAST</b>	<b>3430</b>
<b>Maximum possible threshold</b>	<b>1716</b>
	First ranked votes
Angela Williams	328
<b>LaTrisha M. Vetaw</b>	<b>2370</b>
Leslie Davis	39
Marvina Haynes	640
Write-ins	40
overvotes	0
undervotes	13

Maximum possible threshold met.  
 Winner: LaTrisha M. Vetaw

<b>2023 Council Ward 5</b>	
<b>TOTAL BALLOTS CAST</b>	<b>3194</b>
<b>Maximum possible threshold</b>	<b>1598</b>
	First ranked votes
<b>Jeremiah Bey Ellison</b>	<b>1665</b>
Phillip "OMac" Peterson	112
Victor Martinez	1296
Write-ins	96
overvotes	2
undervotes	23

Maximum possible threshold met.  
 Winner: Jeremiah Bey Ellison

## 2023 Minneapolis Municipal Election Results: Council Ward 6

Total votes cast for the office:	5180	Note: Total votes counted in the first round. Does not include undervotes or partially defective, totally defective, or spoiled ballots.
Number to be elected:	1	
Threshold:	2591	Note: Half of total votes cast for office + 1, disregarding fractions.
Undervotes:	6	Note: Voter did not rank any candidates for the office.

Candidate	Round 1	Round 2	Round 2	Final Round Percentage
	Grand Total	<i>Defeated G. Gaskin, T. Worku, UWI</i> Vote Change (+ Added, - Subtracted)	Grand Total	May not sum to 100% due to rounding
Guy T Gaskin	174	-174	0	0.0%
Jamal Osman	2317	183	2500	48.3%
Kayseh Magan	1553	244	1797	34.7%
Tiger Worku	1127	-1127	0	0.0%
Undeclared Write-ins	9	-9	0	0.0%
Exhausted	-	883	883	17.0%
<b>TOTAL</b>	5180	BALANCED	5180	
	BALANCED		BALANCED	



## 2023 Minneapolis Municipal Election Results: Council Ward 7

Total votes cast for the office:	7988	Note: Total votes counted in the first round. Does not include undervotes or partially defective, totally defective, or spoiled ballots.
Number to be elected:	1	
Threshold:	3995	Note: Half of total votes cast for office + 1, disregarding fractions.
Undervotes:	10	Note: Voter did not rank any candidates for the office.

Candidate	Round 1	Round 2	Round 2	Final Round Percentage
	Grand Total	<i>Defeated K. Foxworth, UWI</i> Vote Change (+ Added, - Subtracted)	Grand Total	May not sum to 100% due to rounding
Katie Cashman	3867	188	4055	50.8%
Kenneth C. Foxworth	290	-290	0	0.0%
Scott Graham	3808	70	3878	48.5%
Undeclared Write-ins	23	-23	0	0.0%
Exhausted	-	55	55	0.7%
<b>TOTAL</b>	7988	BALANCED	7988	
	BALANCED		BALANCED	

## 2023 Minneapolis Municipal Election Results: Council Ward 8

Total votes cast for the office:	8059	Note: Total votes counted in the first round. Does not include undervotes or partially defective, totally defective, or spoiled ballots.
Number to be elected:	1	
Threshold:	4030	Note: Half of total votes cast for office + 1, disregarding fractions.
Undervotes:	9	Note: Voter did not rank any candidates for the office.

Candidate	Round 1	Round 2	Round 2	Final Round Percentage
	Grand Total	Vote Change (+ Added, - Subtracted)	Grand Total	May not sum to 100% due to rounding
Andrea Jenkins	3491	403	3894	48.3%
Bob Sullentrop	418	-418	0	0.0%
Soren Stevenson	3597	259	3856	47.8%
Terry White	544	-544	0	0.0%
Undeclared Write-ins	9	-9	0	0.0%
Exhausted	-	309	309	3.8%
<b>TOTAL</b>	8059	BALANCED	8059	
	BALANCED		BALANCED	

<b>2023 Council Ward 9</b>	
<b>TOTAL BALLOTS CAST</b>	<b>4327</b>
<b>Maximum possible threshold</b>	<b>2164</b>
	First ranked votes
Daniel Orban	881
<b>Jason Chavez</b>	<b>3407</b>
Write-ins	28
overvotes	2
undervotes	9

Maximum possible threshold met.  
 Winner: Jason Chavez

<b>2023 Council Ward 10</b>	
<b>TOTAL BALLOTS CAST</b>	<b>6316</b>
<b>Maximum possible threshold</b>	<b>3159</b>
	First ranked votes
<b>Aisha Chughtai</b>	<b>3828</b>
Bruce Dachis	1713
Greg Kline	105
Nasri Warsame	638
Write-ins	18
overvotes	4
undervotes	10

Maximum possible threshold met.  
 Winner: Aisha Chughtai

<b>2023 Council Ward 11</b>	
<b>TOTAL BALLOTS CAST</b>	<b>5972</b>
<b>Maximum possible threshold</b>	<b>2987</b>
	First ranked votes
Emily Koski	5259
Gabrielle M. Prosser	460
Write-ins	233
overvotes	1
undervotes	19

Maximum possible threshold met.  
 Winner: Emily Koski

<b>2023 Council Ward 12</b>	
<b>TOTAL BALLOTS CAST</b>	<b>12167</b>
<b>Maximum possible threshold</b>	<b>6084</b>
	First ranked votes
Aurin Chowdhury	6525
Luther Ranheim	4431
Nancy Ford	1161
Write-ins	22
overvotes	4
undervotes	24

Maximum possible threshold met.  
 Winner: Aurin Chowdhury

<b>2023 Council Ward 13</b>	
<b>TOTAL BALLOTS CAST</b>	<b>10028</b>
<b>Maximum possible threshold</b>	<b>5015</b>
	First ranked votes
Bob "Again" Carney Jr	224
Kate Mortenson	2387
<b>Linea Palmisano</b>	<b>6563</b>
Zach Metzger	771
Write-ins	69
overvotes	2
undervotes	12

Maximum possible threshold met.  
Winner: Linea Palmisano